


# D MONTAGEANLEITUNG




**GB** INSTALLATION INSTRUCTIONS    **ES** INSTRUCCIONES DE MONTAJE    **F** INSTRUCTIONS DE MONTAGE  
**I** MANUALE DI INSTALLAZIONE    **NL** INSTRUCTIES VOOR DE INSTALLATIE    **DK** INSTALLATIONSVEJLEDNING

## Audi A3 Sportback (2013-)

Artikel Nummer: 10000-abc



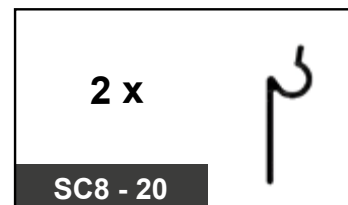
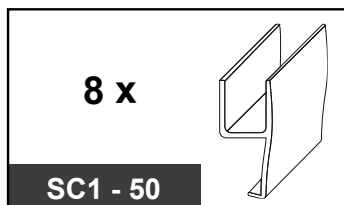
2x **a**



2x **b**



1x **c**



**DK** INSTALLATIONSVEJLEDNING    **CZ** POKYNY K INSTALACI    **PL** INSTRUKCJE MONTAŻU  
**RU** ИНСТРУКЦИИ ПО УСТАНОВКЕ    **HU** BESZERELÉSI ÚTMUTATÓ

# D MONTAGEANLEITUNG

SONNIBOY  
ClimAir

**GB** INSTALLATION INSTRUCTIONS **ES** INSTRUCCIONES DE MONTAJE **F** INSTRUCTIONS DE MONTAGE

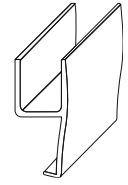
**I** MANUALE DI INSTALLAZIONE **NL** INSTRUCTIES VOOR DE INSTALLATIE **DK** INSTALLATIONSVEJLEDNING

2 x




a

8 x



SC1 - 50



1



2



3



4

Date: 11-02-2020

**DK** INSTALLATIONSVEJLEDNING **CZ** POKYNY K INSTALACI **PL** INSTRUKCJE MONTAŻU

**RU** ИНСТРУКЦИИ ПО УСТАНОВКЕ **HU** BESZERELÉSI ÚTMUTATÓ

[www.climair.de](http://www.climair.de)

# D MONTAGEANLEITUNG

SONNIBOY  
*UlinAir*

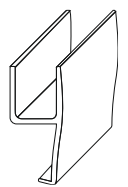
**GB** INSTALLATION INSTRUCTIONS   **ES** INSTRUCCIONES DE MONTAJE   **F** INSTRUCTIONS DE MONTAGE  
**I** MANUALE DI INSTALLAZIONE   **NL** INSTRUCTIES VOOR DE INSTALLATIE   **DK** INSTALLATIONSVEJLEDNING

2 x



a

8 x



SC1 - 50



5



6

Date: 11-02-2020

**DK** INSTALLATIONSVEJLEDNING   **CZ** POKYNY K INSTALACI   **PL** INSTRUKCJE MONTAŻU  
**RU** ИНСТРУКЦИИ ПО УСТАНОВКЕ   **HU** BESZERELÉSI ÚTMUTATÓ

[www.climair.de](http://www.climair.de)

# D MONTAGEANLEITUNG

SONNIBOY  
ClimAir

**GB** INSTALLATION INSTRUCTIONS   **ES** INSTRUCCIONES DE MONTAJE   **F** INSTRUCTIONS DE MONTAGE  
**I** MANUALE DI INSTALLAZIONE   **NL** INSTRUCTIES VOOR DE INSTALLATIE   **DK** INSTALLATIONSVEJLEDNING

2 x



b



Date: 11-02-2020

**DK** INSTALLATIONSVEJLEDNING   **CZ** POKYNY K INSTALACI   **PL** INSTRUKCJE MONTAŻU  
**RU** ИНСТРУКЦИИ ПО УСТАНОВКЕ   **HU** BESZERELÉSI ÚTMUTATÓ


[www.climair.de](http://www.climair.de)

# D MONTAGEANLEITUNG

SONNIBOY  
ClimAir

**GB** INSTALLATION INSTRUCTIONS   **ES** INSTRUCCIONES DE MONTAJE   **F** INSTRUCTIONS DE MONTAGE  
**I** MANUALE DI INSTALLAZIONE   **NL** INSTRUCTIES VOOR DE INSTALLATIE   **DK** INSTALLATIONSVEJLEDNING

1 x



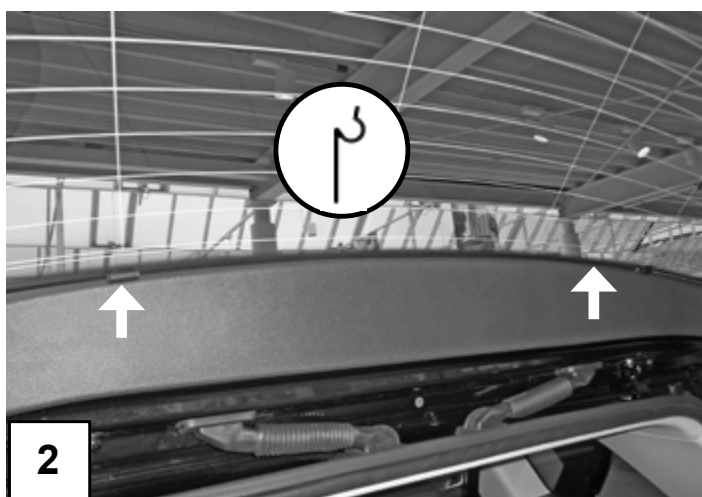
2 x



SC8 - 20



1



2



3

Date: 11-02-2020

**DK** INSTALLATIONSVEJLEDNING   **CZ** POKYNY K INSTALACI   **PL** INSTRUKCJE MONTAŻU  
**RU** ИНСТРУКЦИИ ПО УСТАНОВКЕ   **HU** BESZERELÉSI ÚTMUTATÓ


[www.climair.de](http://www.climair.de)

# D MONTAGEANLEITUNG

SONNIBOY  
*ClimAir*

**GB** INSTALLATION INSTRUCTIONS   **ES** INSTRUCCIONES DE MONTAJE   **F** INSTRUCTIONS DE MONTAGE  
**I** MANUALE DI INSTALLAZIONE   **NL** INSTRUCTIES VOOR DE INSTALLATIE   **DK** INSTALLATIONSVEJLEDNING


1 x



2 x



SC8 - 20



Date: 11-02-2020

**DK** INSTALLATIONSVEJLEDNING   **CZ** POKYNY K INSTALACI   **PL** INSTRUKCJE MONTAŻU  
**RU** ИНСТРУКЦИИ ПО УСТАНОВКЕ   **HU** BESZERELÉSI ÚTMUTATÓ

[www.climair.de](http://www.climair.de)



... für Ihren Einkauf.

Wir freuen uns auf Ihren nächsten Besuch.

Bis dahin können Sie mit uns in Kontakt bleiben über  
Social Media oder abonnieren Sie unseren **Newsletter!**



PREMIUM QUALITÄT



**ClimAir PLAVA Kunststoffe GmbH**

Am Spitzacker 20-22 D-61184 Karben Telefon +49 (0)6039 - 91 63 - 0

Fax +49 (0)6039 - 2185 E-Mail: [info@climair.de](mailto:info@climair.de)

[www.climair.de](http://www.climair.de)